

FEATURES

The most innovative door system on the market. The Aluminium New Wave Door system is completely unique, versatile and aesthetically pleasing.

- Thermally efficient - Whole Door U values as low as 1.6W/m²K achievable – dedicated thermal breaks.
- Over 200 RAL colour options available including dual colour and textured finishes. Stock colours available in White, Black, Anthracite Grey (RAL 7016 MATT) & Textured Anthracite Grey.
- Reliability – Our patented Magnaline™ technology makes the operation of the New Wave Door simple and easy. There is no stress between the panels.
- Flexibility – A practical partition between living spaces within the home as well as with the outside.
- Ventilation – The door system allows you to position the doors in a safe vented position. As much or as little ventilation as you choose.
- Space saving - The New Wave Doors never encroach in the living space or the patio space in the opening and closing cycle until they are in the resting position.
- Weather rating – The door system has an excellent weather rating because the panels slide together and have full engagement with a double weather seal.
- Hidden hardware and components

SPEC & OPTIONS

Opening Possibilities

- Inward or Outward opening
- There is no limit to the quantity of door sashes but each sash must comply with door size limitations (see below).
- Single or Double Master door

Door Size Limitations

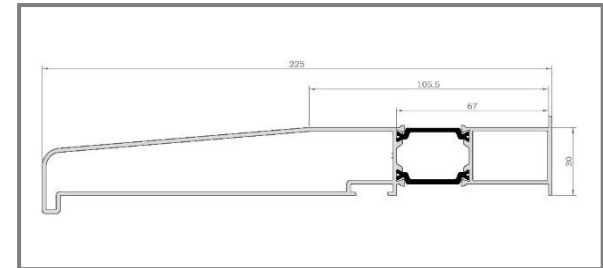
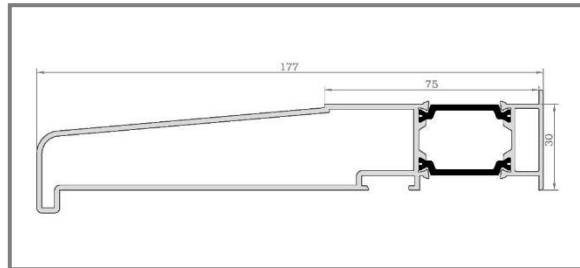
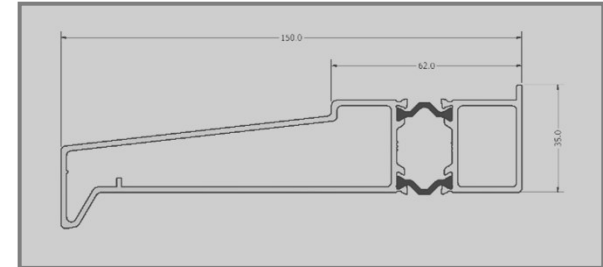
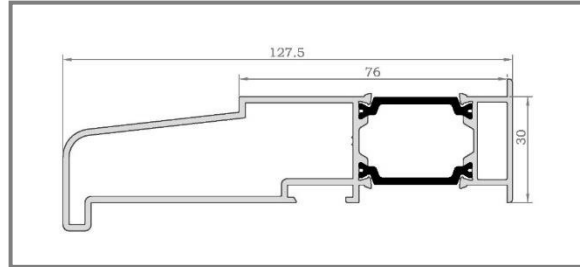
- 1000mm Wide x 2400mm High

Options

- Handles available in: White, Black, Polished Chrome, Satin, Polished Gold or an upgrade to our Blu range performance handles.
- Multiple Cill Threshold options -shown on the page below
- Magnetic Integral Blinds
- Trickle vents available if desired

CILL OPTIONS

A cill is recommended. It is the most reliable and effective system for directing water away from the building. Choose the cill that fits your aperture. We have 4 cill size variations: 127.5mm, 150.5mm, 177mm and 225mm.



NOSE CHANNEL PRESSING

NO CILL OPTIONS

Channel pressings are alternative options from cills. They're not as reliable as cills but they do direct water away from the building.

